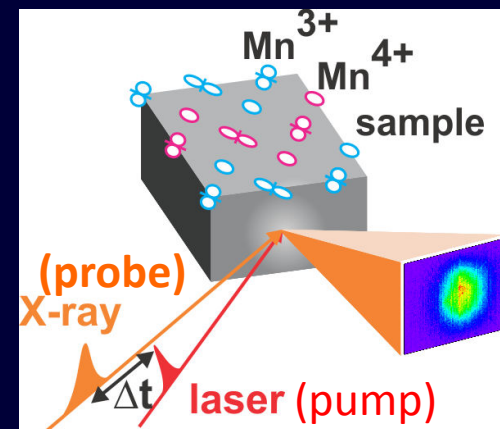


庞磁阻材料的局域化电子序在相变中的超快动态过程研究

清华大学物理系

周树云

凝聚态物理-北京大学论坛 2012/12/06

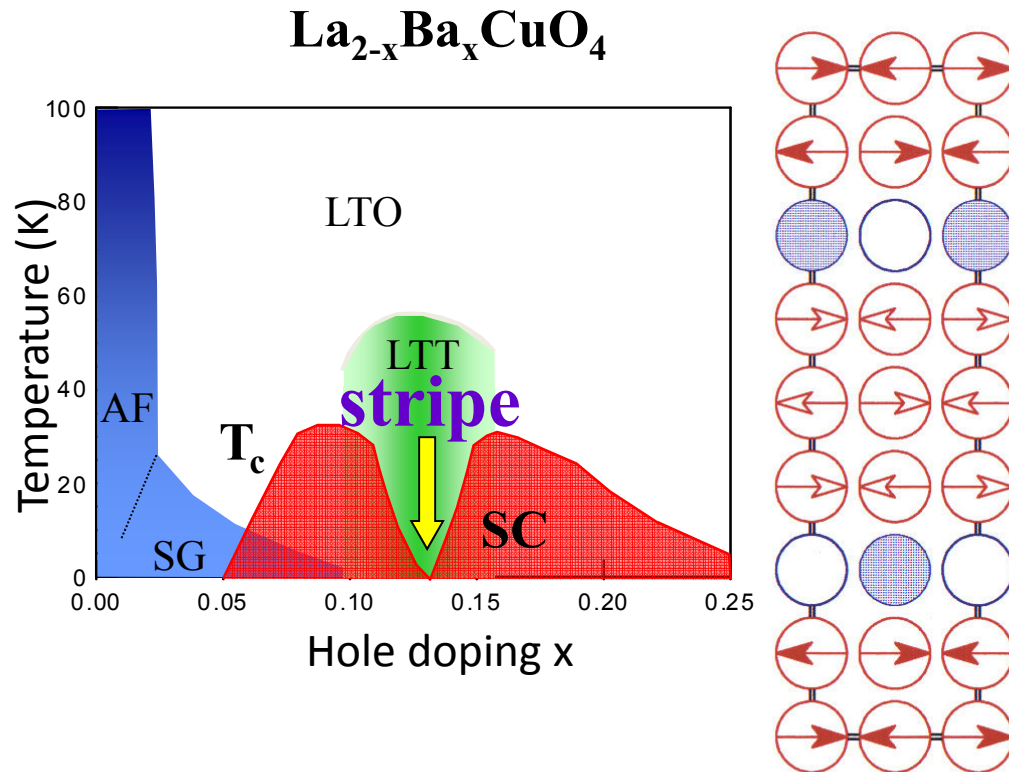


Ultrafast Dynamics of Localized Electronic Ordering

- **Why localized electronic orderings?**
- **How to detect?**
- **Example: Dynamics of antiferromagnetic spin ordering in $\text{Pr}_{0.7}\text{Ca}_{0.3}\text{MnO}_3$ manganite**
 - (1) **Melting dynamics**
 - (2) **Recovery dynamics**
- **Conclusions and Perspectives**

Orderings in High T_c Superconductors and Multiferroic

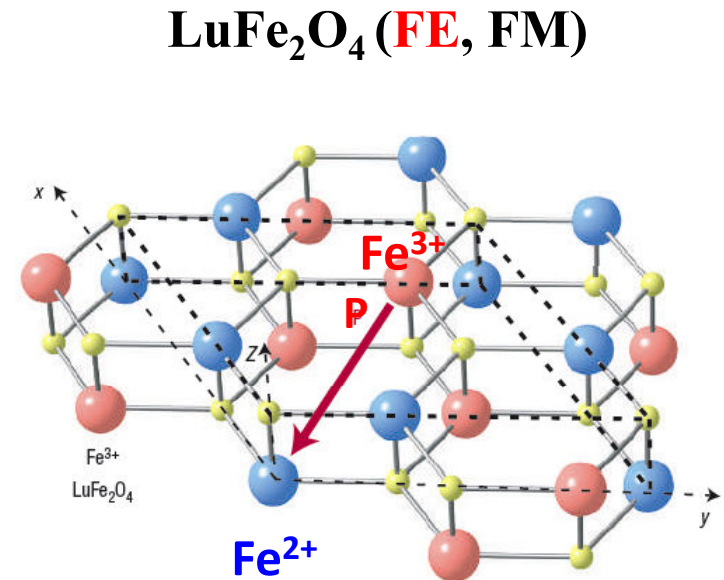
- High temperature superconductor



Anomalous suppression of superconductivity
at 1/8 doping

J.M. Tranquada *et al.*,
Nature 375, 561 (1995)

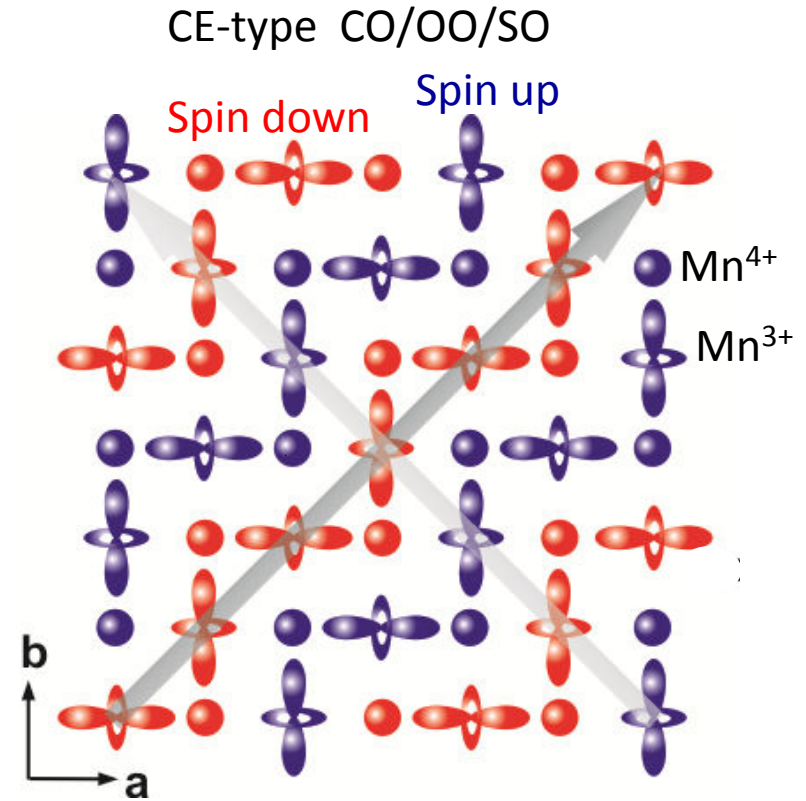
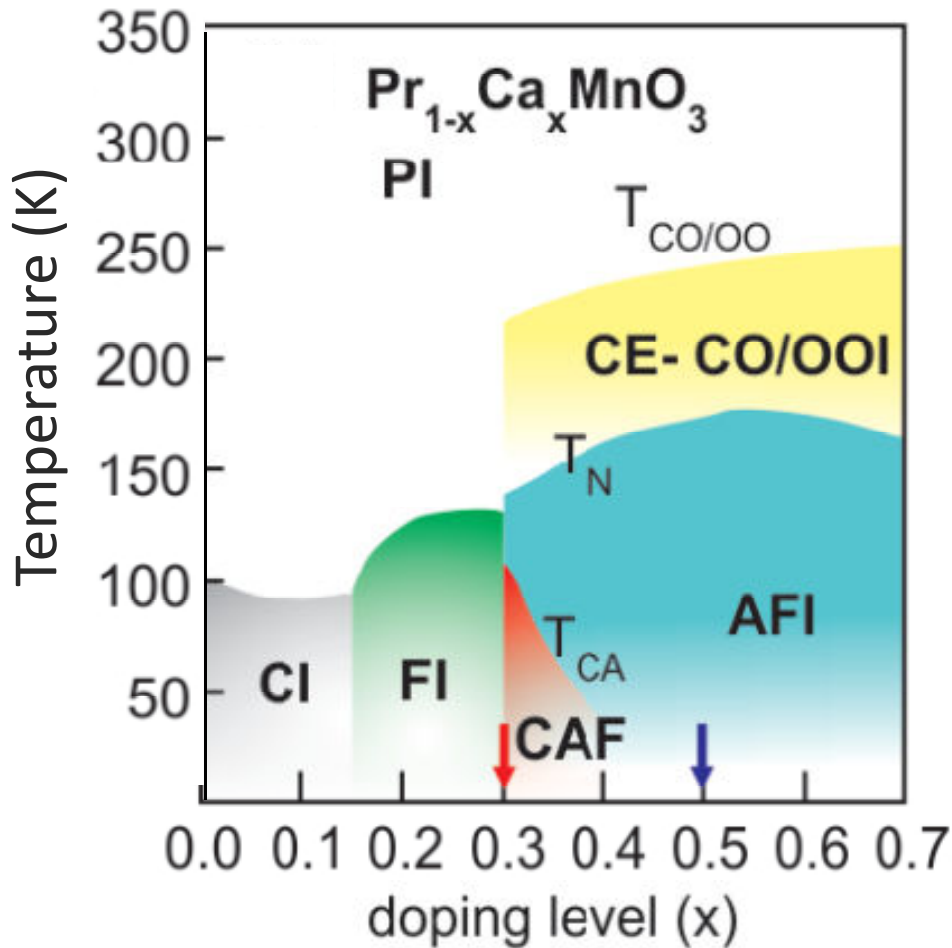
- Multiferroic



T. Kimura *et al.*, Nature 426, 55 (2003)

Charge/orbital/spin Orderings In Manganites

- Colossal magnetoresistance manganites

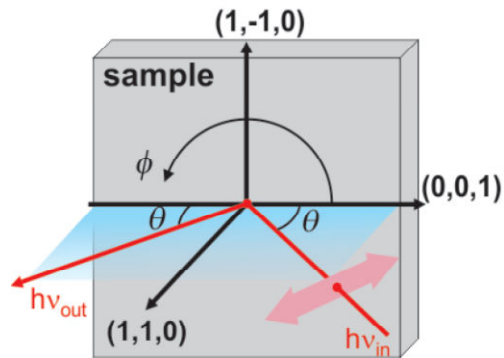


CO/OO/SO – localize electrons
FM – delocalize electrons

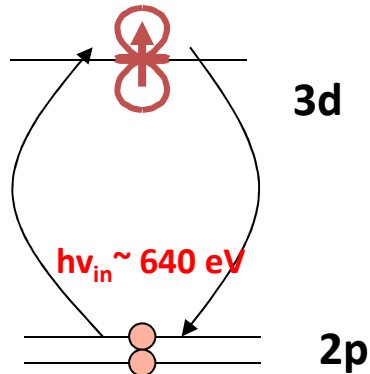


**“Melting” of ordering:
 Directly relevant to insulator-
 metal transition**

Resonant Soft X-ray Scattering (RSXS)

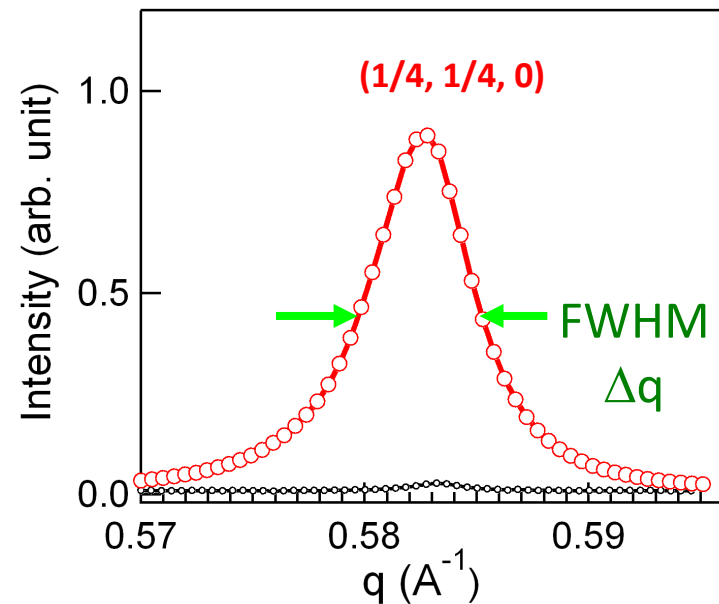
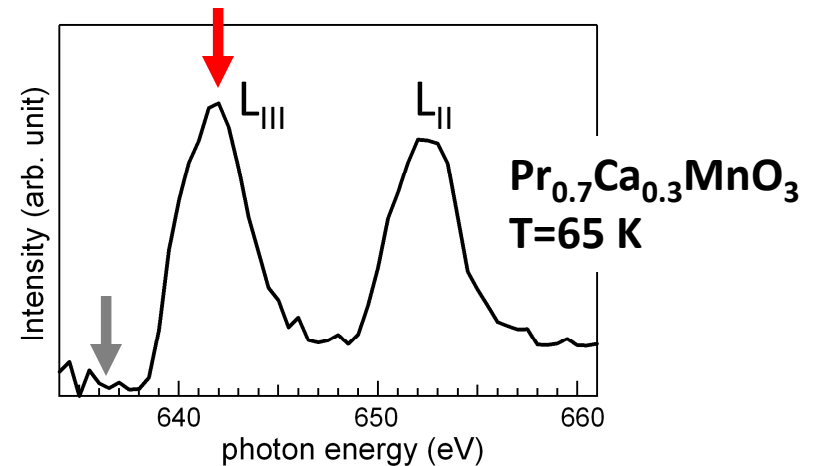


Resonance at the Mn-L edge



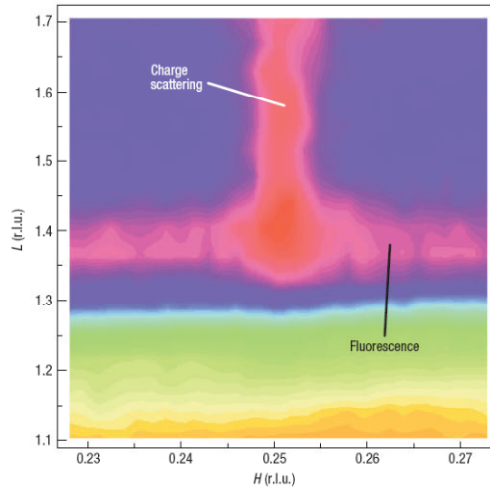
- Elemental and orbital specific
- Enhancement of weak **electronic** ordering signal
- Correlation length $\xi \sim 2\pi/\Delta q \sim 1000 \text{ \AA}$

X-ray absorption at Mn-L edge



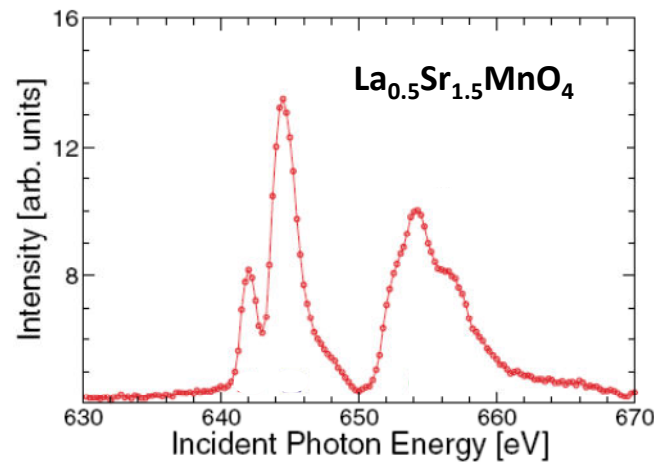
RSXS – A Direct Probe For Electronic Orderings

- O-K edge, stripe phase in $\text{La}_{2-x}\text{Ba}_x\text{CuO}_4$



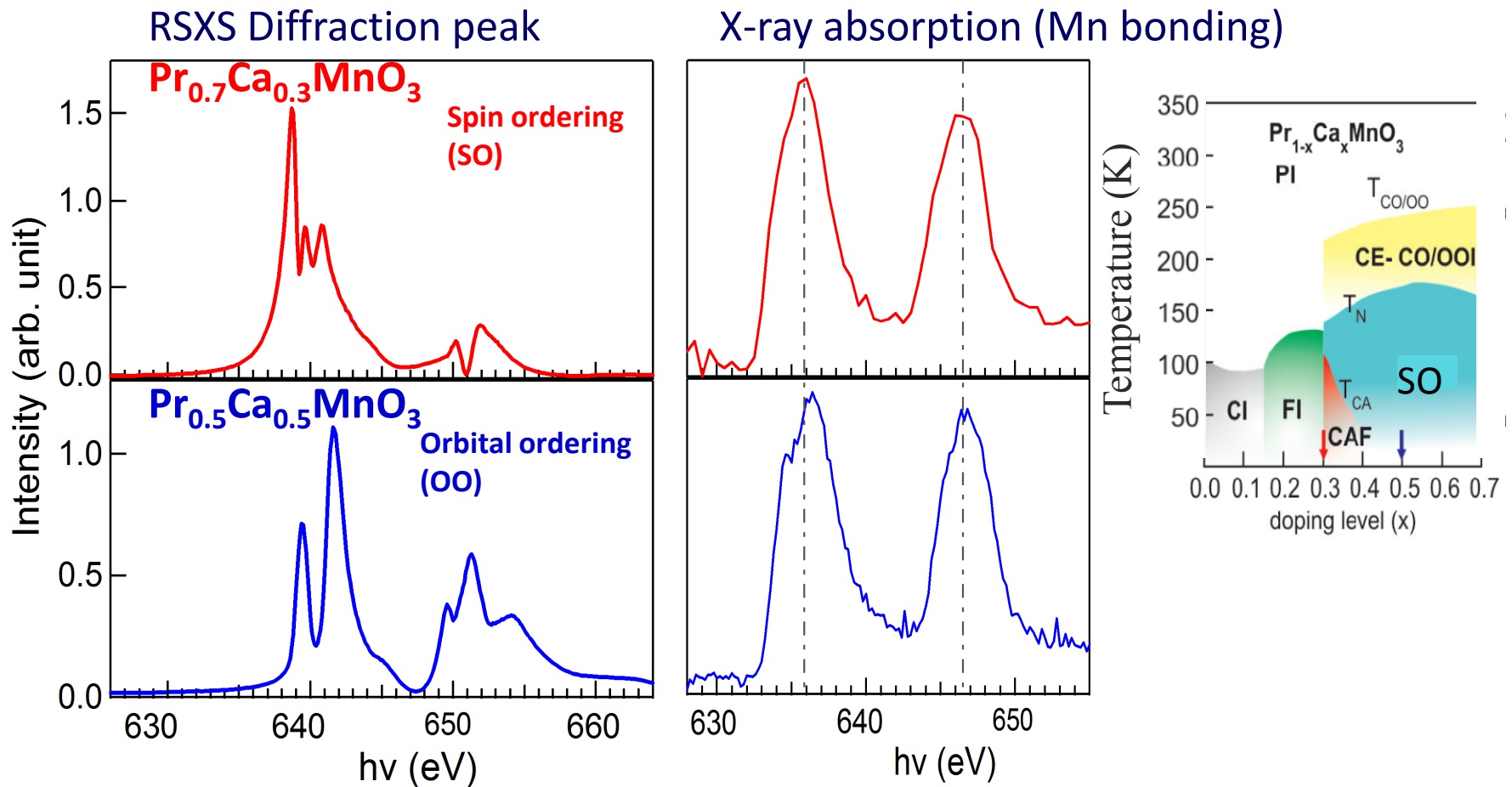
P. Abbamonte *et al.*,
Nature Phys. **1**, 155 (2005)

- Mn-L edge, orbital ordering in manganites



S.B. Wilkins *et al.*,
PRL **91**, 167205 (2003).

RSXS Studies On PCMO Manganites



Knowing the equilibrium state is great,

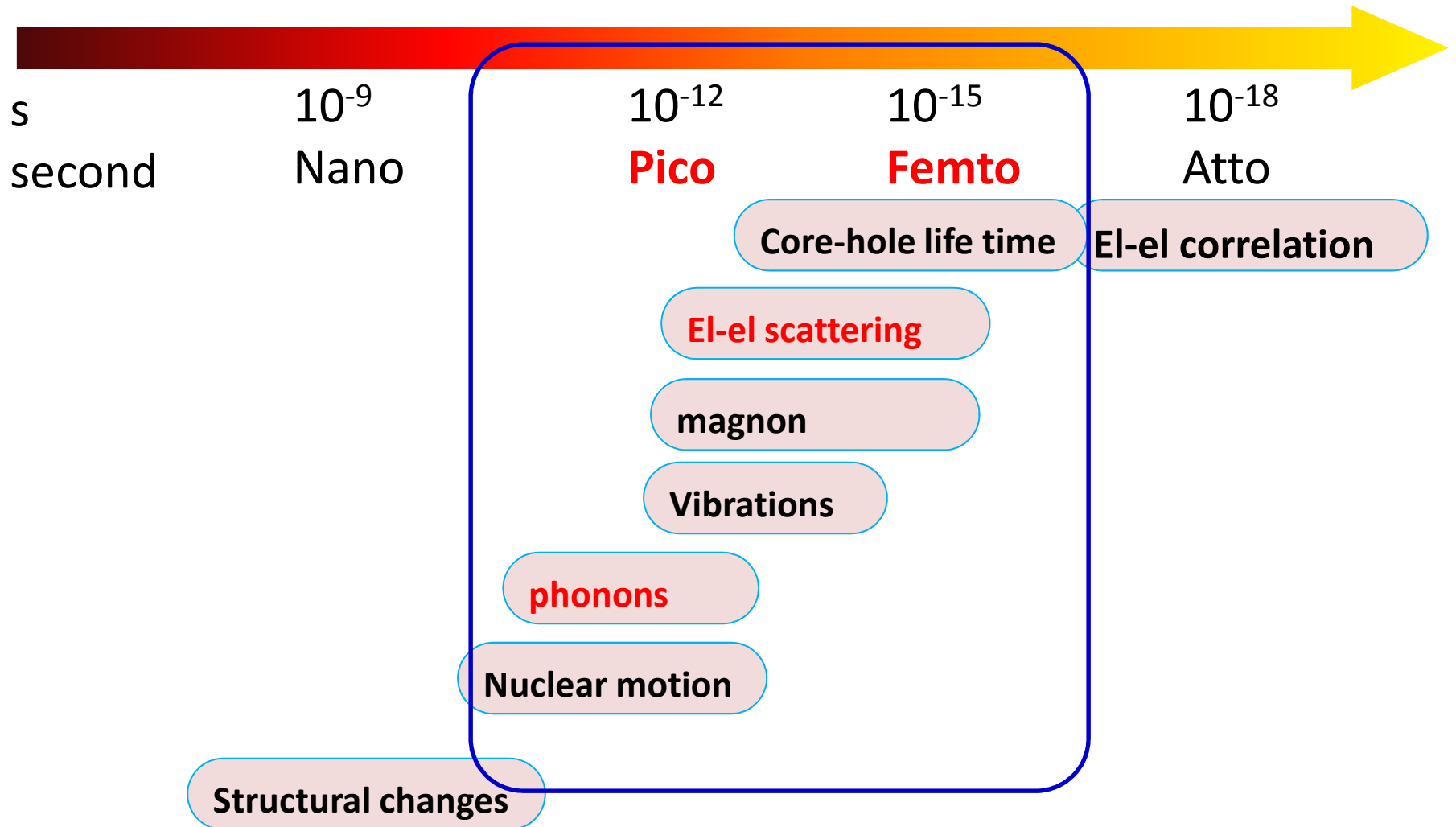
But, is it enough ? ? ?

S.Y. Zhou *et al.*, Phys. Rev. Lett. **106**, 186404 (2011)

Why do we care about ultrafast dynamics?

1 fs = 10^{-15} second

Typical time scales for elementary interactions in solids



Ultrashort light Sources That We Use

1: Synchrotron (e.g. ALS)

- Tunable wavelength/photon energy (X-ray and EUV)
- high photon flux (10^{12} photons/s)
- pulse width 70 ps
- multiple experiments run simultaneously



Ultrashort light Sources That We Use

2: Free electron laser (e.g. LCLS)

- **Coherent** light source (X-Ray)
- **Tunable** wavelength/photon energy
- **Ultrabright** (10^{10} photons/pulse)
- **Ultrashort** (~ 60 fs)

Linear Coherent Light Source
at Stanford

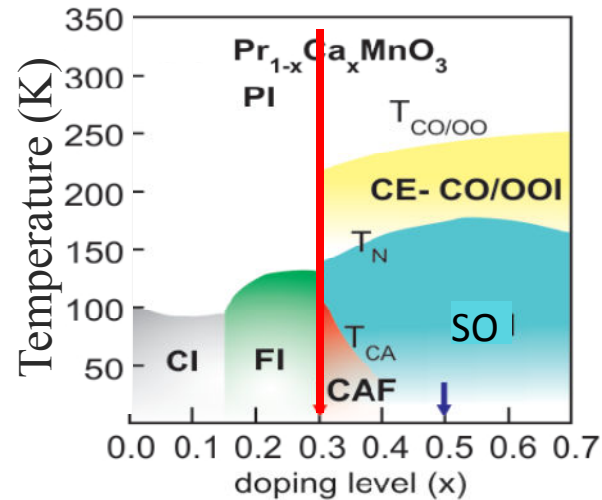
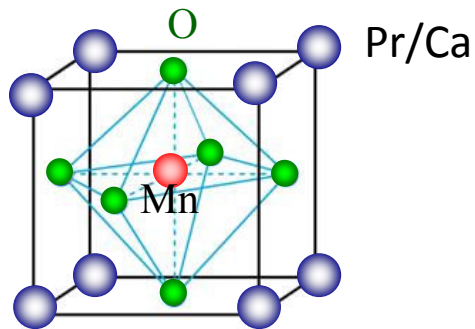


Ultrafast Dynamics of Localized Electronic Ordering

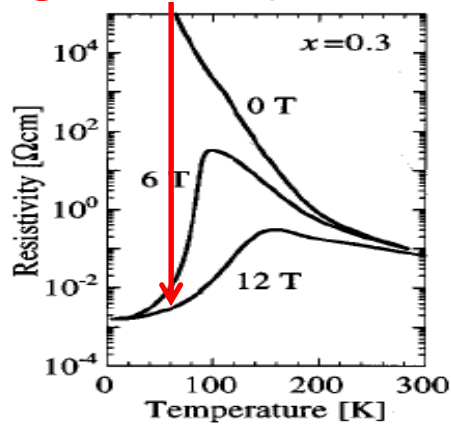
- **Why Localized electronic orderings?**
- **How to detect?**
- **Example: Dynamics of antiferromagnetic spin ordering in $\text{Pr}_{0.7}\text{Ca}_{0.3}\text{MnO}_3$ manganite**
 - (1) **Melting dynamics**
 - (2) **Recovery dynamics**

Dynamics Of CO/OO/SO And Their Roles In IMT

Time-resolved Resonant Soft X-ray Scattering (TR-RSXS)

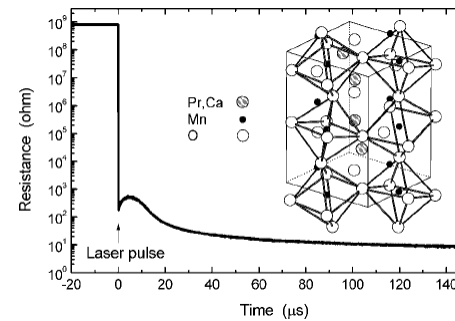


- Magnetic field (CMR effect)



Y. Tomioka *et al.*, PRB 1996

- Laser (800nm, 1.5eV)

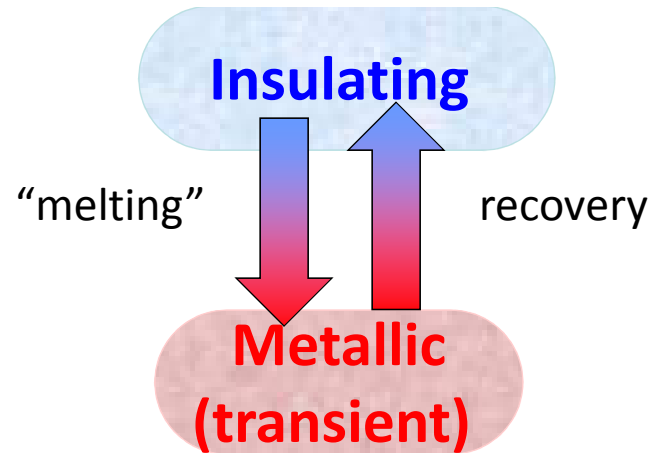
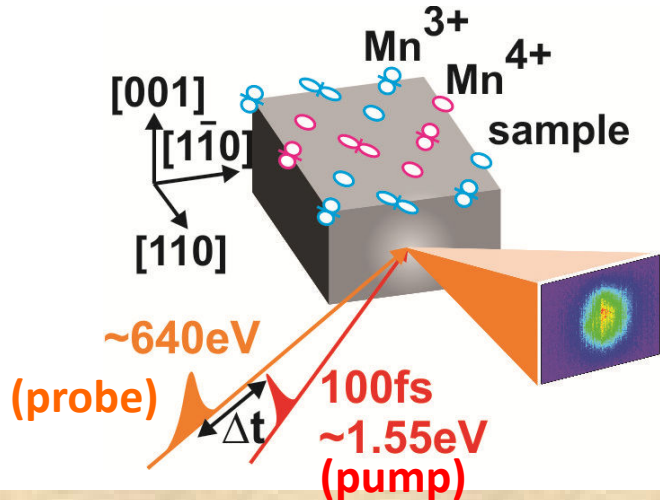


M. Fiebig *et al.*, Science **280**, 1925 (1998)

Dynamics of orderings across the IMT?
What role they play in the IMT?

Dynamics Of CO/OO/SO And Their Roles In IMT

Time-resolved Resonant Soft X-ray Scattering (TR-RSXS)



1. How is the spin ordering **"melted"** upon laser excitation?

SXR beamline @LCLS

X-ray pulse duration: 60 fs

Dynamic range: 60 fs to 80 ps

2. How is the ordering **recovered** after laser excitation?

Ultrafast x-ray beamline 6.0.2 @ALS

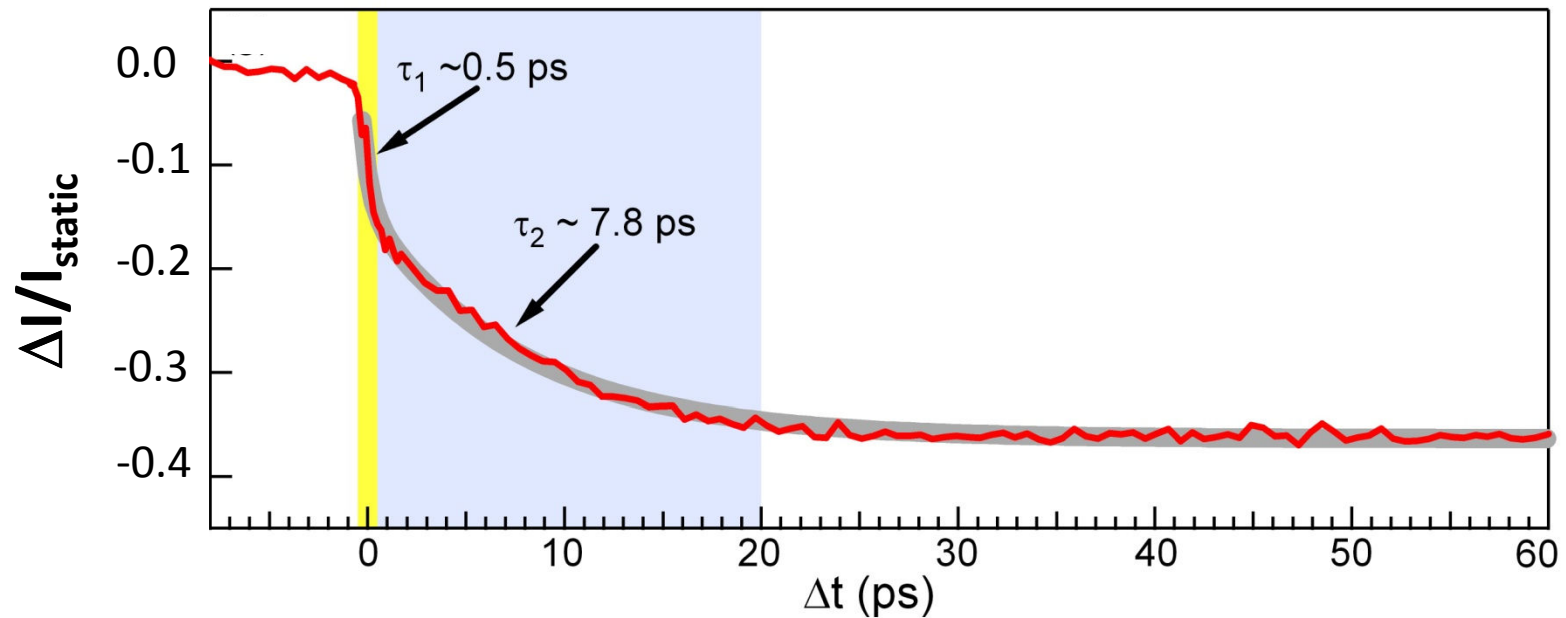
X-ray pulse: 70 ps

Dynamic range: 70 ps to 10s

3. Role in the photo-induced insulator-metal transition?

“Melting” Dynamics From LCLS Experiment

$\text{Pr}_{0.7}\text{Ca}_{0.3}\text{MnO}_3$ $T=65$ K Laser pump fluence: 1 mJ/cm^2



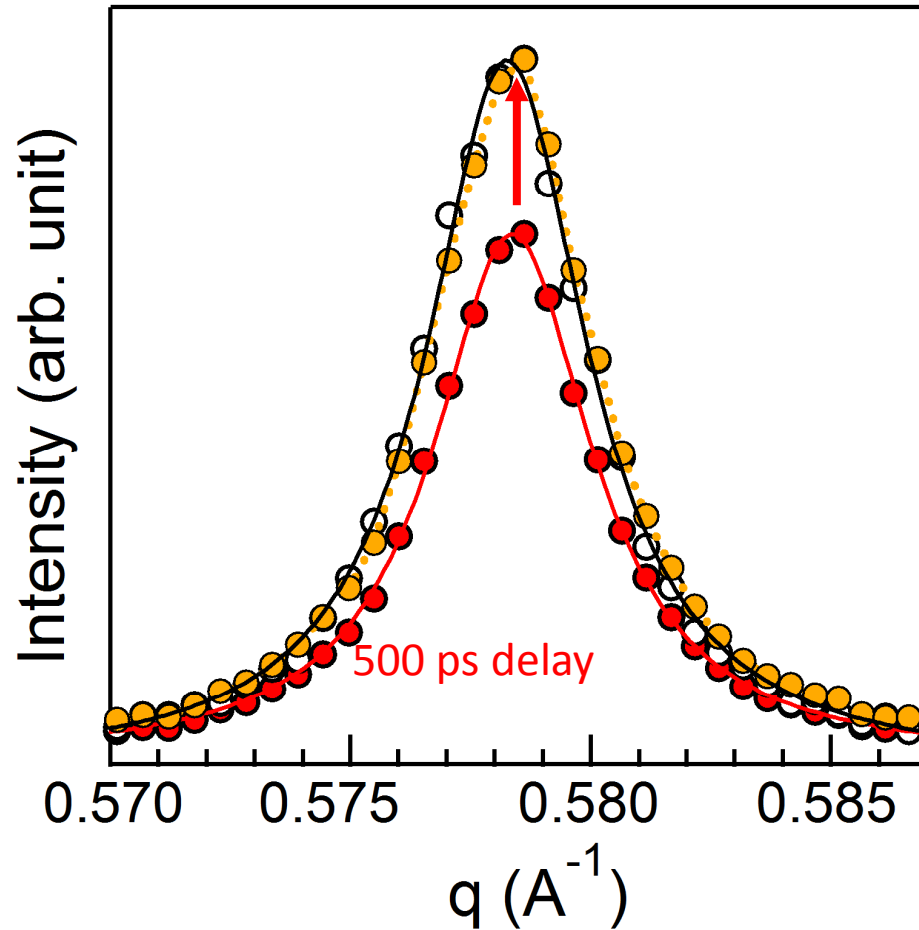
Disentangling two processes in the melting dynamics

- < 1 ps (electronic)
- ~ 10 ps (lattice)

Melting of SO without change in correlation length

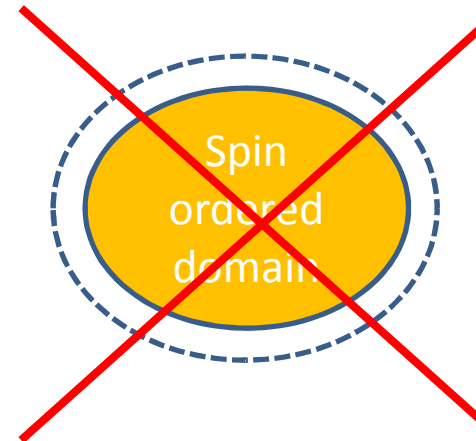
$\text{Pr}_{0.7}\text{Ca}_{0.3}\text{MnO}_3$ $T=65$ K

Pump fluence 1 mJ/cm^2



Negligible change in correlation length !

Different from thermodynamic transition



Ultrafast Dynamics of Localized Electronic Ordering

➤ **Why Localized electronic orderings?**

➤ **How to detect?**

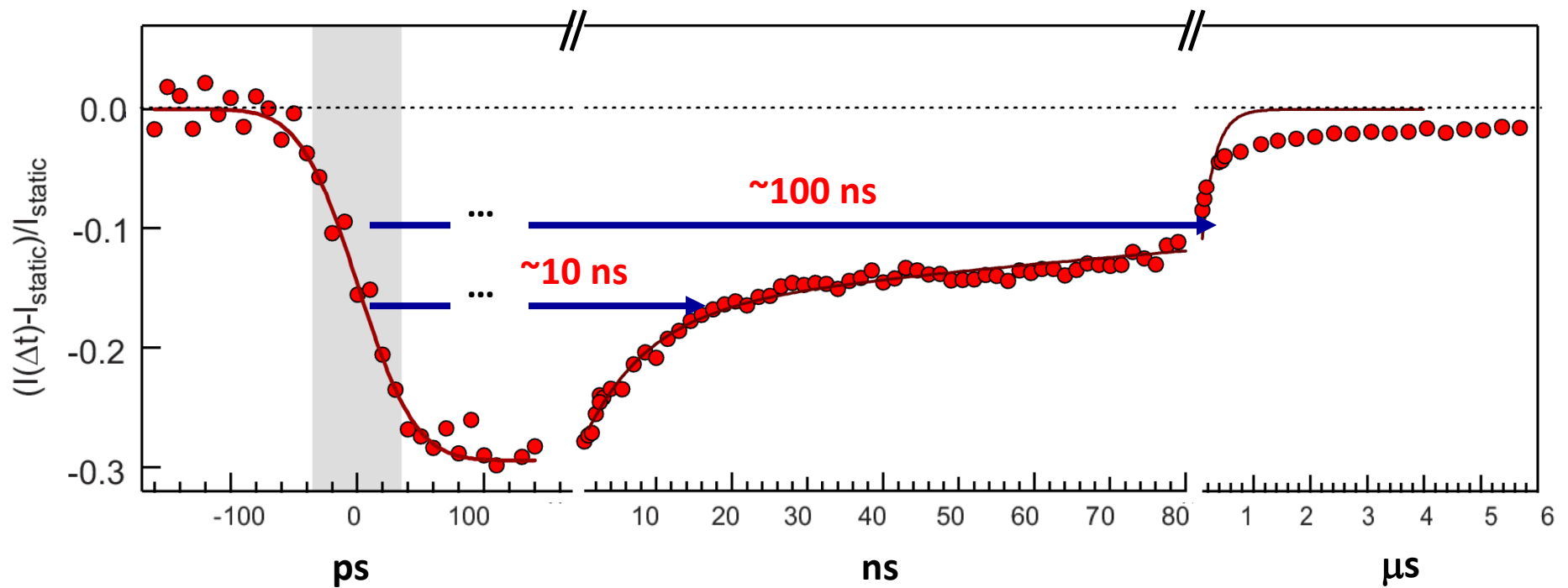
➤ **Example: Dynamics of antiferromagnetic spin ordering in $\text{Pr}_{0.7}\text{Ca}_{0.3}\text{MnO}_3$ manganite**

(1) **Melting dynamics**

 (2) **Recovery dynamics**

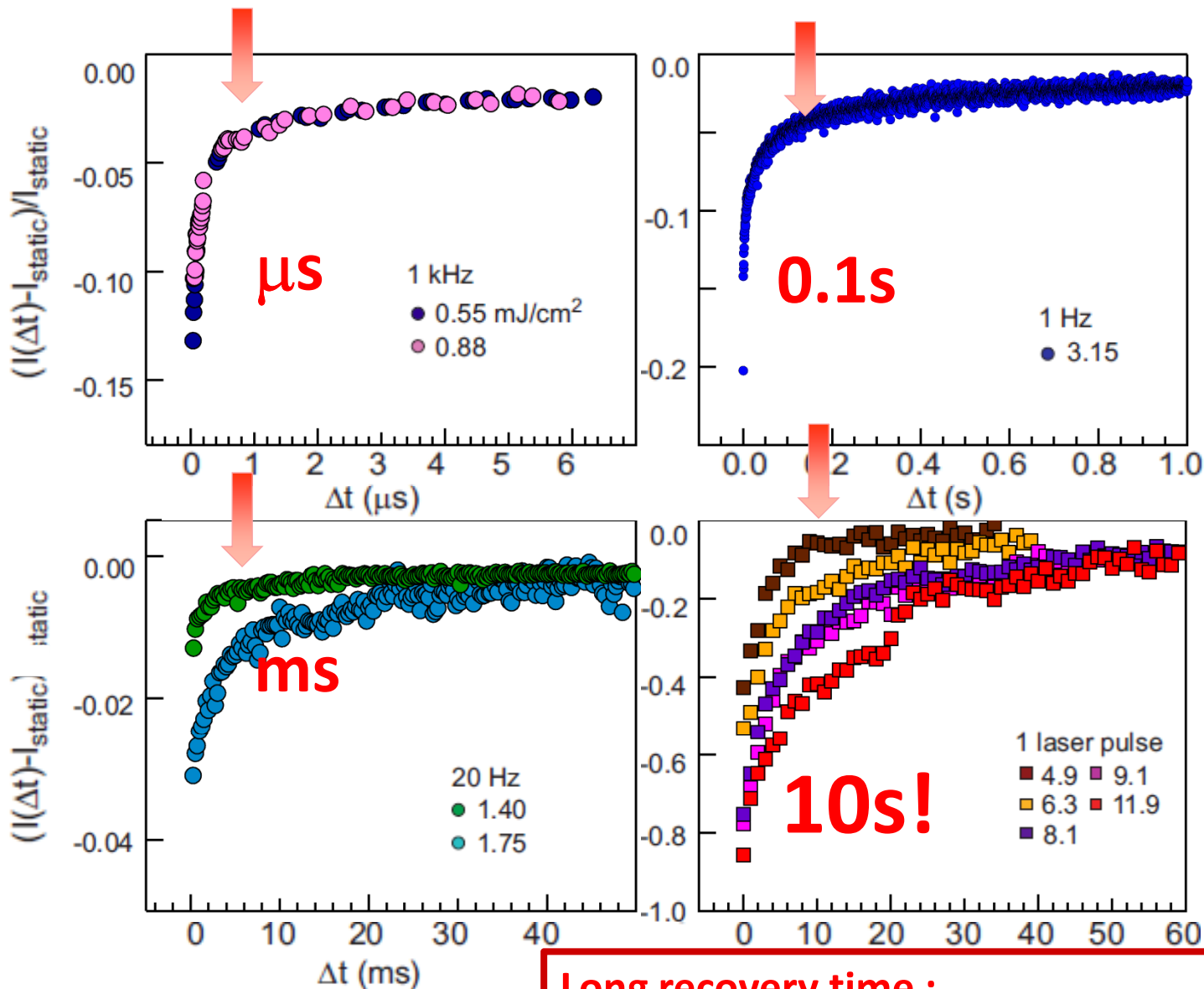
Multiple Time Scales In The Recovery Process

$\text{Pr}_{0.7}\text{Ca}_{0.3}\text{MnO}_3$ $T=65$ K Pump fluence 1 mJ/cm^2



- Multiple time scales in the recovery process
10 ns, 100 ns, μs ...

Recovery Time Strongly Depends On Pump Fluence



Long recovery time :
Not electronic/lattice driven mechanism!

Glassy Dynamics And Stretched Exponential Function

Recovery time of spin ordering in $\text{Pr}_{0.3}\text{Ca}_{0.7}\text{MnO}_3$:

- Multiple time scales
- Extremely long and increases with pump fluence (up to 10S!)

In Glass-like (disordered, granular etc.) systems:

Structure glass, polymers, proteins *etc.*

(multiple energy time scales), a distribution of recovery time

$$y(t) = e^{-(t/\tau)^\beta}$$

Kohlrausch-Williams-Watts (KWW) function

$$\beta = d / (d + 2)$$

d: dimensionality of the interaction

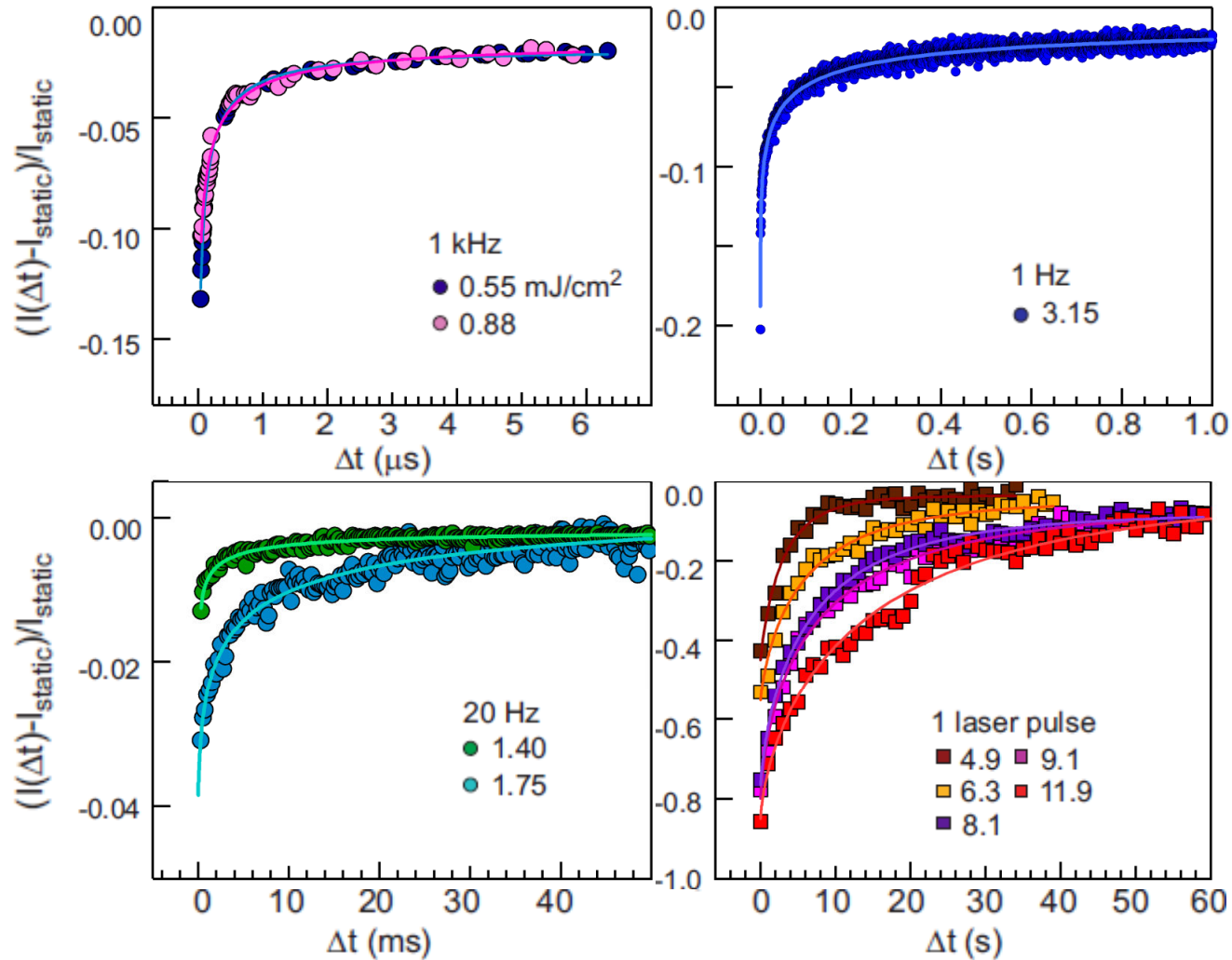
J.C. Phillips

Rep. Prog. Phys. 59, 1133 (1996)

Stretched-Exponential Function Fit

$$y = a_0 e^{-(t/\tau)^\beta}$$

(fitting parameters: a_0 , τ , β)

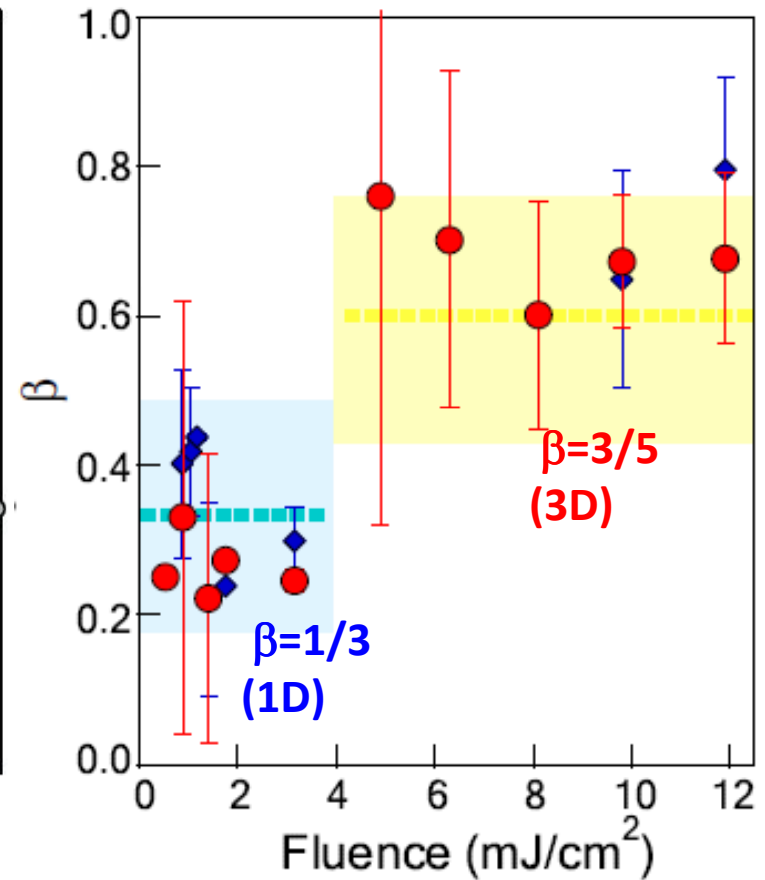
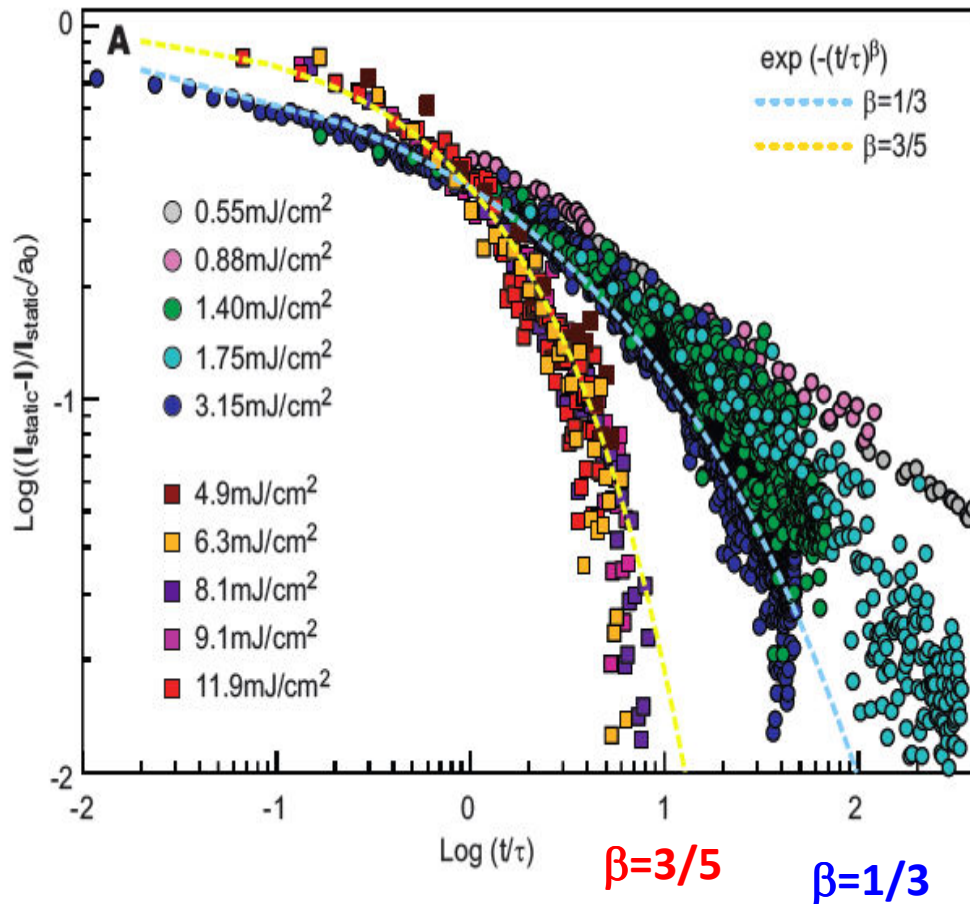


Recovery of spin ordering shares similarity to glass-like systems

Dimensional Cross-over In The Effective Interaction

$$y/a_0 = e^{-(t/t)^{\beta}}$$

$$\beta = d / (d + 2)$$




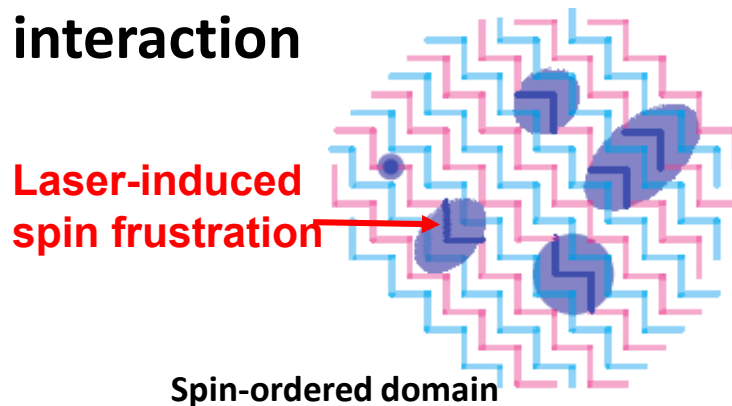
Dynamics Of Spin Ordering In $\text{Pr}_{0.7}\text{Ca}_{0.3}\text{MnO}_3$

- “Melting” Dynamics (LCLS)

- negligible change in correlation length
- two time scales

- Recovery dynamics (ALS)

- Glass-like recovery dynamics
- Dimensional crossover (1D to 3D) in the effective interaction



Acknowledgement



TR-RSXS collaborators:

[Dr. Robert W. Schoenlein](#)
[\(MSD, LBNL\)](#)

Yi Zhu

Matt Langner

Matteo Rini

ALS ultrafast x-ray (BL6)

Ernie Glover

Markus Hertlein

Sample Collaborators

Yoshi Tokura

Yasuhide Tomioka

[Dr. Zahid Hussain](#)
[\(ALS, LBNL\)](#)

Yi-De Chuang

Wanli Yang

Alejandro Cruz Gonzalez

Robert Kaindl

Joseph Robinson

Giacomo Coslovich

Peter Denes

Dionisio Doering

Theorist

Dung-Hai Lee

Stanford Collaborators:

Z.X. Shen

Wei-Sheng Lee

Donghui Lu

Rob Moore

Mariano Trigo

David Reis


Joshua Turner

William Schlotter

Oleg Krupin

Ultrafast Dynamics of Localized Electronic Ordering

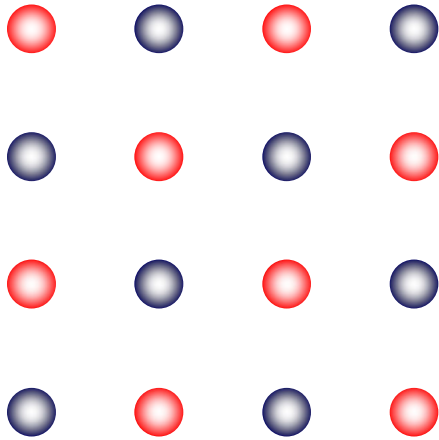
- **Why Localized electronic orderings?**
- **How to detect?**
- **Example: Dynamics of antiferromagnetic spin ordering in $\text{Pr}_{0.7}\text{Ca}_{0.3}\text{MnO}_3$ manganite**
 - (1) **Melting dynamics**
 - (2) **Recovery dynamics**



➤ **Perspectives on Time-resolved ARPES**

Important Variables for Quantum States in Solids

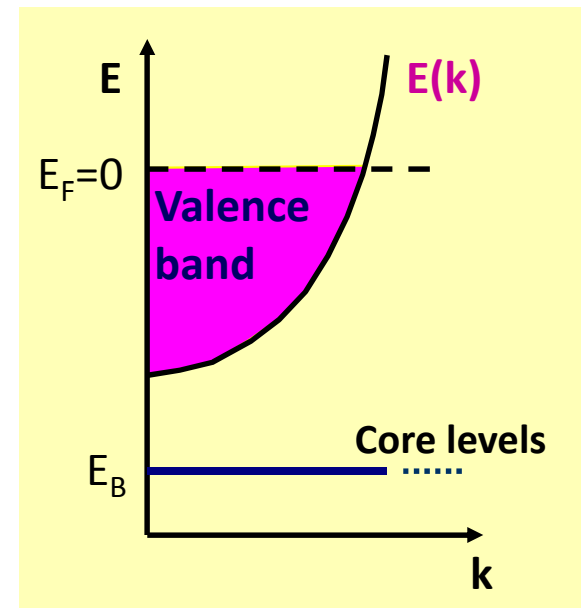
- Real space structure/periodicity R
charge/orbital/spin/lattice



Resonant soft X-ray scattering (RXS)

- Localized electronic ordering

- Energy E
- Momentum k



Angle-Resolved Photoemission Spectroscopy (ARPES) – delocalized electrons

S.Y. Zhou et al., Nature Mater. **6**, 770 (2007)

S.Y. Zhou et al., Nature Mater. **7**, 259 (2008)

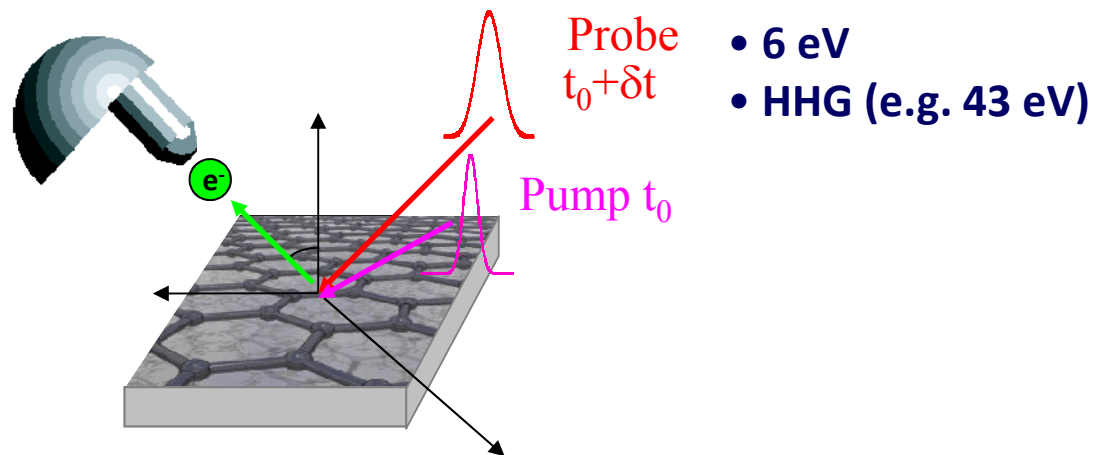
S.Y. Zhou et al., Nature Phys. **2**, 595 (2006)

S.Y. Zhou et al., Phys. Rev. Lett. **101**, 086402 (2008)

Time- And Angle-Resolved Photoemission Spectroscopy

Time-resolved ARPES system being built at Tsinghua Univeristy

- Laser-based ARPES, ~ 50 fs pulse
- Focus on Dynamic studies (Energy, momentum, time information)



- quasiparticle dynamics
- role of collective excitations

...

Lab Under Construction ...



Thank you!